

Lullingstone

AVANT GARDE

Price **Module 3**

Frontal: Solid wood frame with veneered centre panel.

Standard Drawer: 500mm Silver powder coated drawer sides with full extension runners and Mfc base/back.

Price	Door Colour/Ref	Carcase Options-Mfc	Suggested Plinth Style (Charged separately)	Handle Options	Handle Centre	Handle Alignment On Hinged Door	Jig Ref.
3	Character Oak~ (134)	Light Oak (4)	Character Oak Veneer (50)	210 Logo D	160	V	DID
				300 S/Steel Effect Bar	128	V	DID
3	Maple (147)	Maple (35)	Maple Veneer (47)	403 Arched D	128	V	DID
				408 Engraved D	128	V	DID
3	Wild Cherry # (135)	Milano Cherry (5)	Wild Cherry Veneer # (53)	453 Wedged Arch D	128	V	DID
3	Light Oak (114)	Light Oak (4)	Light Oak Veneer (14)	457 Rose Bud Pull	-	-	DID

Carcase Option

- A. We strongly recommend that exposed end panels are specified as integral veneer style. These should be specified as an extra charge (Refer Section 7).
- # Wild Cherry contains a variety of markings which include clusters of pin knots, and very small dark streaks of gum set. It is also accepted that sap is not a defect (NHLA grading rules). The photosensitivity of this species will darken the timber quite rapidly within the 3-6 month period after production.
- ~ Door and centre panels are manufactured from Character Oak selected specifically for random natural knots and shakes. Colour and character variation will be prominent on this range by design. It is also accepted that some minor secondary surface checking may occur on the oak after installation.



Character Oak 134



Maple 147



Light Oak 114




Wild Cherry 135



Glass Door.
Character Oak, Light Oak, Maple, Wild Cherry, Clear Glass.

Suggested Handle Choice



Logo D. 210



S/Steel Effect Bar. 300



Arched D. 403



Engraved D. 408



Wedged Arch D. 453

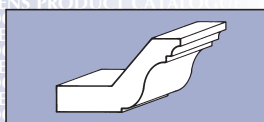


Rose Bud Pull. 457

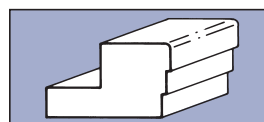
Premium Handles are available (see Section 0.40 and Section 8) and should be specified on order (extra charges apply per handle). Alternative standard handles are available. Please refer to Range/Standard handle availability chart (see Section 0.41 and Section 8).

Cornice

Model/Description	Colour (Ref.)
MLD011 Solid Wood Cornice	Cherry (53), Character Oak (50) Maple (47), Light Oak (14)
MLD005 Solid Cornice	Light Oak (14), Maple (47), Cherry (53)
*Alternative styles available (refer Section 6)	



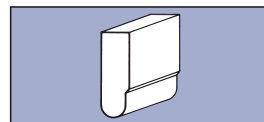
MLD 011



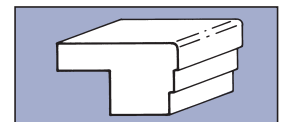
MLD 005

Pelmet Trim

Model/Description	Colour (Ref.)
MLD052 Solid Wood Pelmet Trim	Cherry (53), Character Oak (50) Maple (47), Light Oak (14)
MLD057 Solid Pelmet Trim	Light Oak (14), Maple (47), Cherry (53)
*Alternative styles available (refer Section 6)	



MLD 052



MLD 057