

Knole & Knole Beaded Walnut*



Price **Module 7***

*Surcharge premium applies per door for Beaded Walnut/Maple/in frame – Model code KNOBEAD (Section 8.31).

Frontal: Solid In-frame design/Veneered centre panel. (Square edged internal frame). **Standard Drawer:** 500mm Silver powder coated drawer sides with full extension runners and Mfc base/back.

- Standard hinge system – Concealed clip hinges 100 deg. (fully cranked) 170 deg. hinge option (semi-cranked) with 9mm additional spacer plates.
- Optional hinge system (at extra charge) - Brass, Antique Pewter or chrome butt with ball catch.
- It is assumed that functional doors (operating in frame) require butt hinges only. However, if integral door and pull-out interior doors require false butt hinges fitted, please detail with preferred hand on kitchen elevation order.

Price	Door Colour/Ref	Carcase Options-Mfc	Suggested Plinth Style (Charged separately)	Handle Options	Handle Centre	Handle Alignment On Hinged Door	Jig Ref.
7	Maple (147)	Maple (35)	Maple Veneer (47)	210 Logo D	160	V	CJC
				408 Engraved D	128	V	CJC
	Black Walnut (133)	Planked Walnut (36)	Black Walnut Veneer (54)	432 Stoneham Oblong D	160	V	CJC
	Natural Walnut (137)	Planked Walnut (36)	Natural Walnut (55)	433 Convex D	160	V	CJC
	Maple/Birds eye centre with Beaded Walnut doors (149)	Maple (35)	Black Walnut Veneer (54)	434 Conical Steel Knob	-	-	CJC
				453 Wedged Arch D	128	V	CJC

Carcase Option

- A. If alternative carcass colour is required, this must be clearly stated on the order and apply to complete kitchens only. Options are - Alabaster, White, Light Oak, Maple, Silver, Milano Cherry, Planked Walnut Mfc.
- B. We strongly recommend that exposed ends are specified as integral veneer style, these should be specified at extra charge. (Refer Section 7).



Maple In Frame 147



Black Walnut In Frame 133/
Natural Walnut In Frame 137




Beaded Walnut/Maple In Frame 149*



Glass Door.
Maple, Walnut, Maple/Beaded Walnut,
Clear Glass.

Suggested Handle Choice



Logo D. 210



Engraved D. 408



Stoneham Oblong D. 432



Convex D. 433



Conical Steel Knob. 434

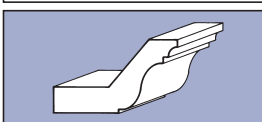


Premium Handles are available (see Section 0.40 and Section 8) and should be specified on order (extra charges apply per handle).

Alternative standard handles are available. Please refer to Range/Standard handle availability chart (see Section 0.41 and Section 8).

Cornice

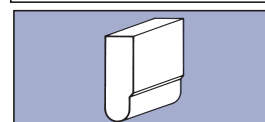
Model/Description	Colour (Ref.)
MLD011 Solid Cornice	Maple (47)
MLD011 Solid Cornice	Black Walnut (54), Natural Walnut (55)
*Alternative styles available (refer Section 6)	



MLD 011

Pelmet Trim

Model/Description	Colour (Ref.)
MLD052 Veneer Pelmet Trim	Maple (47)
MLD052 Veneer Pelmet Trim	Black Walnut (54), Natural Walnut (55)
*Alternative styles available (refer Section 6)	



MLD 052